

# MERITORPARTSPRESS.COM FAST FACTS



## Get Xactly The Parts You Need. Fast.

Get the fastest access to over 100,000 parts, representing the full line of Meritor® brands. Visit [MeritorPartsXpress.com](http://MeritorPartsXpress.com) to get Xactly what you need!

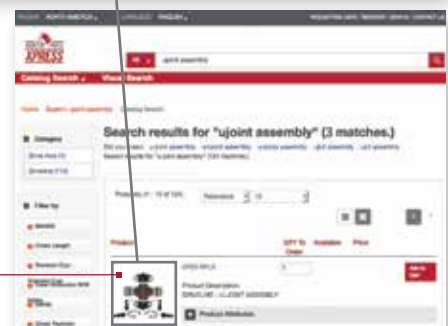
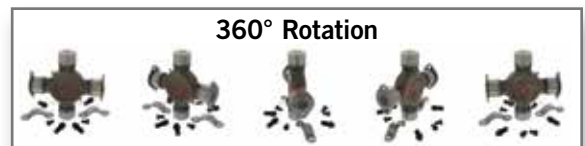
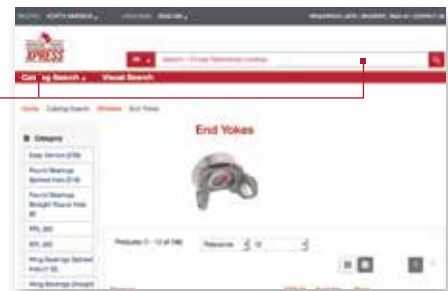
## Browse the eCatalog.

Finding the parts you need is easier than ever. Browse our eCatalog for quick access to the parts you need. Browsing features include:

- Enhanced search functionality (by product category, part number, competitive cross-reference and keyword)
- Expanded product images, including 360°, 3D and line drawings
- Specification information, such as product dimensions and weight
- Bill of materials
- Where-used details
- Related and suggested parts
- Reference materials – product literature, maintenance manuals, installation guides, instructional videos, related tools and much more (login not required)
- Voice to text functionality (utilizing the Chrome browser)

## Responsive Design.

Get user-friendly access on any device, including desktop, laptop, tablet or mobile.



## Can't Identify A Part?

Send us a picture using the **Contact Us** page and we'll help identify the part for you!

## Easy Registration.

Start shopping on **MeritorPartsXpress.com** today. To place an order, use your existing login or follow the steps to establish new login credentials.

**NOTE:** Each user can have their own unique user ID.

## Place An Order.

Once you select the parts you want, simply click **Check Price & Availability** to verify the price and real-time stock availability. Then simply add it to a **Requisition List**, or place it in your cart.

**NOTE:** you must be a registered user to place an order.

## Requisition List.

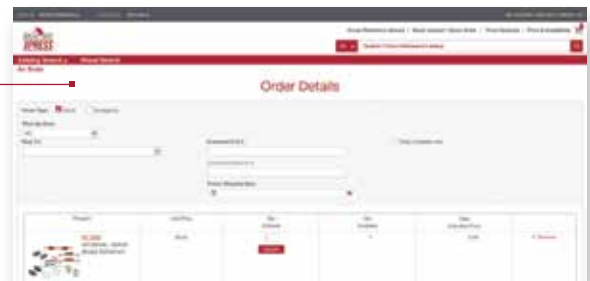
Registered and non-registered users can create a Requisition List to collect products of interest. Multiple lists can be created to help organize browsing and simplify future order placement. All lists can be downloaded. Registered users enjoy the added benefit of saving their list(s) for future reference or to transition to a shopping cart at their convenience.

## View My Orders.

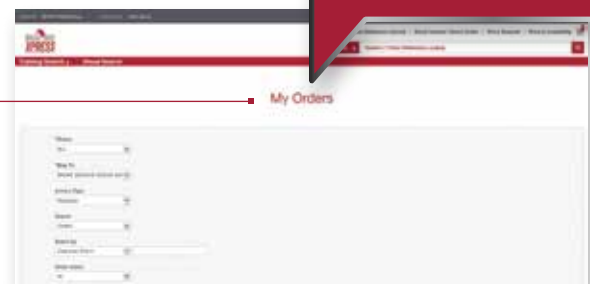
Know the status of your orders at any time. **My Orders** includes open/closed purchase orders as well as invoice lookup so you're "in the know" when it's convenient for you.



The screenshot shows the registration page titled "Complete the profile information to create your User ID". It includes a search bar at the top and a main heading. Below the heading, there are two columns of form fields. The left column contains: Accounting Manager, Organization Name, Street Address, and City. The right column contains: User ID, Password, Verify Password, and First Name. A note below the password fields states "Passwords must be 8 characters long and contain at least one uppercase letter, one lowercase letter, and one number." There are also two small images: one showing hands typing on a keyboard and another showing three people in a meeting.



The screenshot shows the "Order Details" page. It features a header with navigation links and a main content area with a table of order items. The table has columns for "Part Number", "Description", "Quantity", "Unit Price", and "Total Price". There are also several buttons and links for managing the order.



The screenshot shows the "My Orders" page. It has a header with navigation links and a main content area with a table of order items. The table has columns for "Order Number", "Order Date", "Order Status", and "Order Total". There are also several buttons and links for managing the orders.

Users that are logged-in can view and print invoices, and check order status on-demand.

